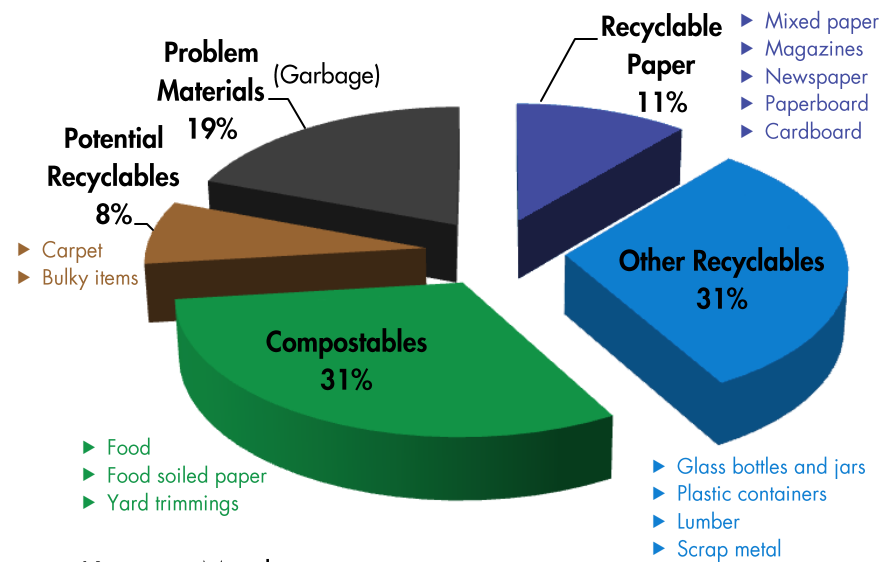


Tips to be Successful

- Make participation straightforward and convenient
- Involve residents in program implementation
- Educate people on what needs to be done and why (and do so on an ongoing basis!)
- Use multiple means of promoting the new waste system, including move-in packets, resident meetings, newsletters, notices, and achievement celebrations
- Reach residents by placing information where they produce and dispose of waste
- Monitor waste system—Keep track of fullness, contamination, and any changes in cost
- Right-size your bins—Overfilled bins can cause litter that pollutes our local waterways and the Bay

What's in Multi-Family Garbage?

Many materials that can be recycled or composted are being tossed in to the garbage instead.



Keep in Mind:

Construction – Lumber and scrap metal are being discarded in the garbage. Next time you undertake a construction project, work with GreenWaste to make sure everything is recycled that can be.
Move-In & Move-Out – Some bulky items are recyclable and some are not. Be sure to call in for special pick up of bulky items that can't fit in your regular service containers.

Why Do We Care ?

California state law mandates that as of July 1, 2012, multifamily residential dwellings of five units or more must recycle.

Recycling and composting is good for the economy and the environment. It creates jobs and keeps valuable resources out of landfills. Making new products out of recycled materials also saves energy and reduces pollution. Both recycling and composting reduce greenhouse gas emissions.



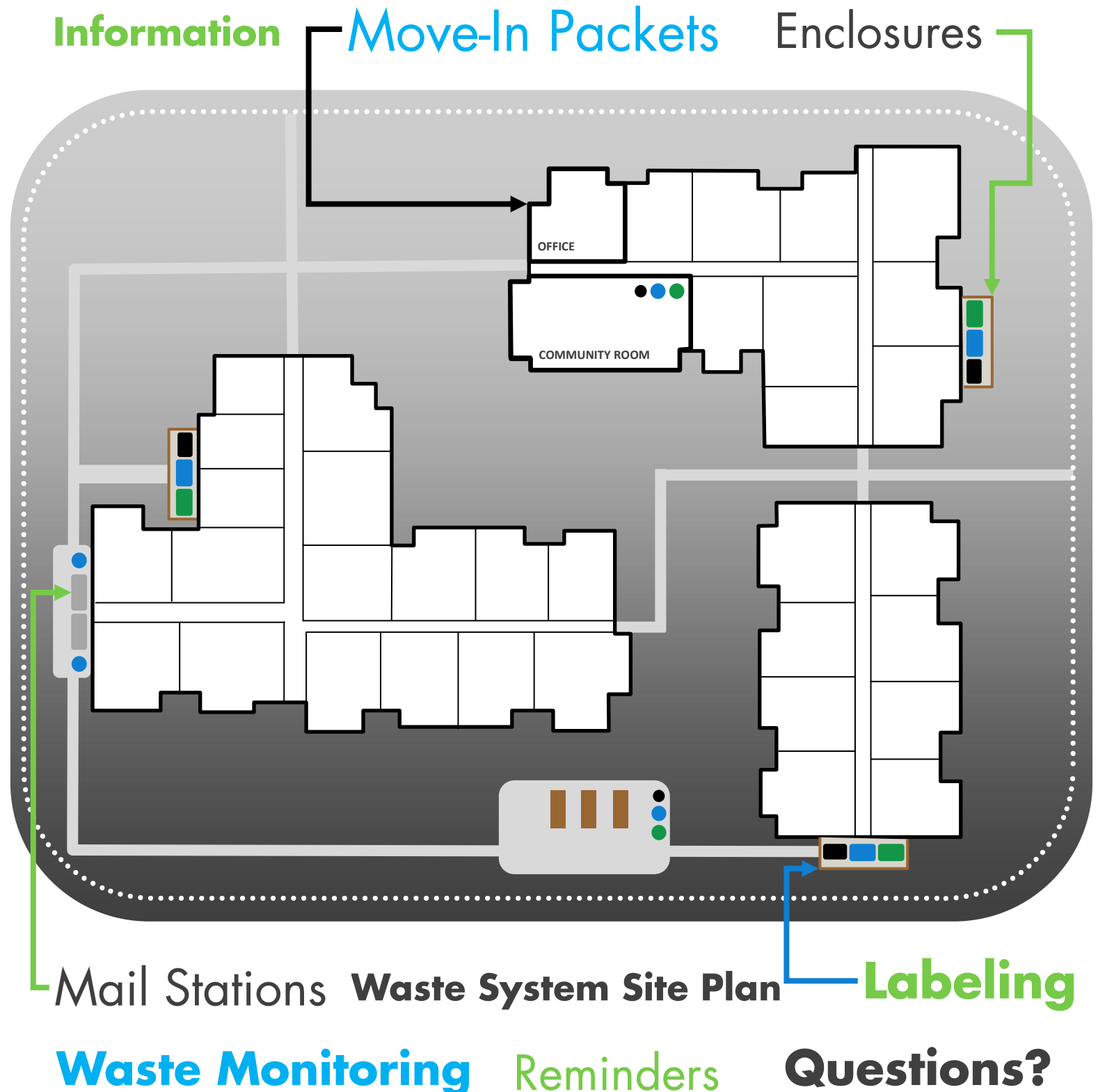
Online Resources

To find more resources to help you implement a successful Zero Waste program, visit www.zerowastepaloalto.org. There, you will find the following tools:

- ▶ Posters
- ▶ Waste monitoring worksheet
- ▶ Sample newsletter articles
- ▶ *What Goes Where?* brochure
- ▶ Services booklet
- ▶ Sorting game


ZERO WASTE GUIDE: APARTMENTS AND CONDOMINIUMS

Zero Waste Coordinator **Block Leaders** Resident Meetings



BEST MANAGEMENT PRACTICES: APARTMENTS AND CONDOMINIUMS

Designate a staff
Zero Waste coordinator




Recruit
passionate
residents
to be Zero
Waste
Block
Leaders



Hold a meeting to educate residents



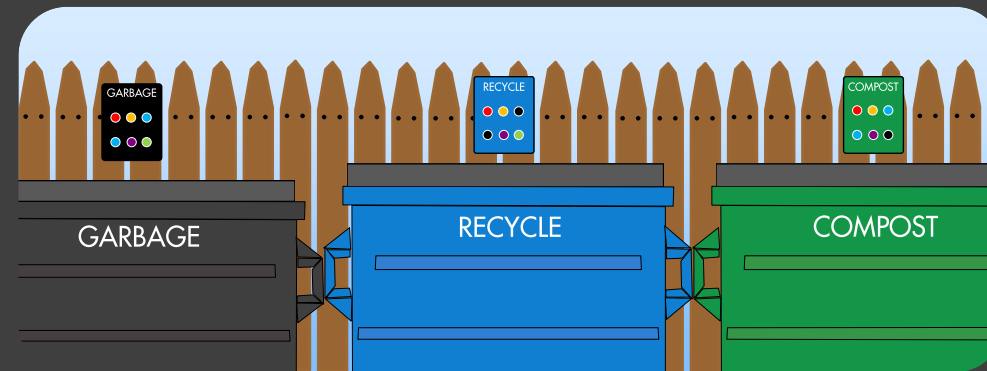
Post Zero Waste information
throughout the complex




Include Zero
Waste
information
and resources
in move-in
packets



Place compost, recycle, and garbage bins side-by-side
and post signage at enclosures




Place recycling
containers next to
mailboxes



Circulate a
site plan
with waste
stations
clearly
marked



Consistently label all internal and external containers



Monitor containers for
"right-sizing" and
education opportunities



Put feedback
and Zero Waste
reminders in
notices and
newsletters



Questions? Contact Zero Waste Palo Alto or GreenWaste of Palo Alto

 **zero WASTE**
PALO ALTO

(650) 496-5910
zerowaste@cityofpaloalto.org

(650) 493-4894
pacustomerservice@greenwaste.com

 **greenwaste**
of palo alto